

Topmodel CZ Swift S1 Standard 3140 mm ARF (JEPPESEN design)








Art.Nr.: 02074JARF

Scale model of the famous sailplane.

The wings are equipped with air-brakes but also with camber flaps. These flaps have a longer length compared to reality and are divided into 2 parts. Thus, it is possible to use these 2 parts, together, like gigantic ailerons but also as camber flaps. This makes possible to make the Swift even more general-purpose and powerful in aerobatic.

The model is designed and manufactured in Czech Republic. Spare parts are in stock.

Technical specification:

						
3140 mm	1740 mm	5,7-6,5 kg	77 dm ²	74-84,4 g/dm ²	HQ 1,5-12	A-P-D-AF- TR-CR

The kit contents:

- Ready fiberglass fuselage
- Ready foam core abachi wings with carbon-fibre reinforcing covered with Qualit?tsfolie? with metallic airbrakes already installed.
- Ready foam core balsa horizontal stabiliser covered with Qualit?tsfolie?.
- Fiberglass hollow moulded fin
- Fiberglass cabin frame
- Transparent cabin
- Manual
- Accessories

Controls: (not included)

- Ailerons (4 micro servos) - HS - 5245MG digi (HS 225 MG)
- elevator (1 micro servo) - HS - 5245MG digi (HS 225 MG)

- rudder (1 servo STD) - HS - 485HB
- airbrakes (2 micro servos) - HS 82MG
- retractable landing gear - (1 servo STD) - HS 645MG (only if the model will be equipped with a retractable landing gear)
- tow hook - (1 servo STD) - HS 645MG (only if the model will be equipped with a tow hook)



Da die Modelle immer nur auf Bestellung gebaut werden kann die Lieferzeit etwas variieren.

PREIS:

799,00 EUR

inkl. 19 % MwSt. zzgl. **Versandkosten**

